

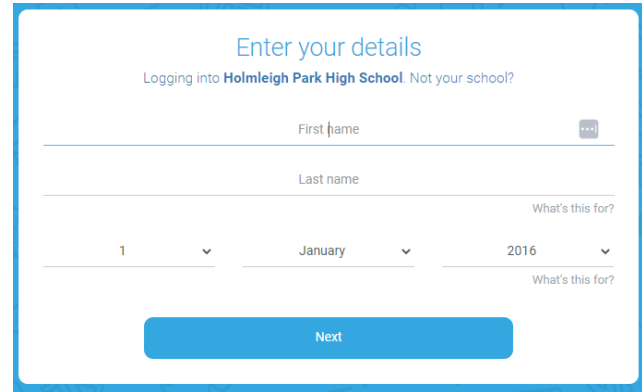
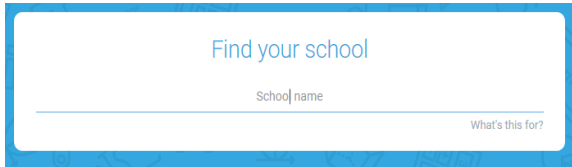
## Initial login procedure for Sparx

Google Sparx and click on the link for “*Student log in*”.

If setting up for the first time click on “*New Sparx User*”

Enter “*Holmleigh Park High School*” in “*find your school*”.

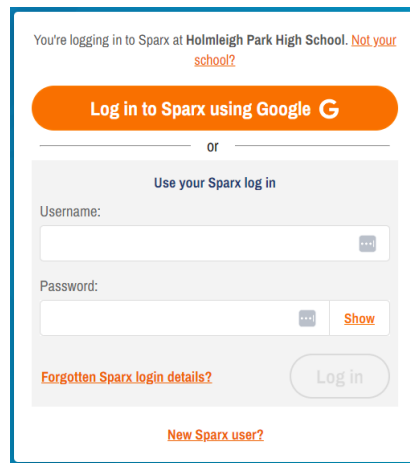
Enter student details in the next screen which will validate their identity (compares to school data entries).



Once validated the student will be given a user name and asked to set their own password.

On subsequent log ins they will use just user name and password.

If a student forgets their password they can click on “*forgotten Sparx login details*” which will send a reset request to the Maths department who will usually grant the reset within 24 hours. Once granted the student goes through the registration process outlined above to re validate their identity and set up a new password.



---

Alternatively, they also have the option to use their school google account to login to Sparx.

Access by using the button below, this uses their .....@hphigh.co.uk account.

**Log in to Sparx using Google G**